

DE..22

Full extension consisting of two guide rails, combined as double-T profile, form the intermediate element, and two sliders, which as fixed and movable element form the connection to the adjacent construction. The square cross-section allows a compact size with high load capacities and low deflection, especially with radial loading. A custom design is available for extensions with double-sided strokes. The simultaneous movement of the intermediate element is implemented with a driving disc.



There are three versions of fixing holes available for the DE series in sizes 22 to 43:

- Version DEF with threaded holes.
- Version DEV with countersunk holes.
- Version DEM, both variants (mixed).
- Size 63 is always with threaded holes.

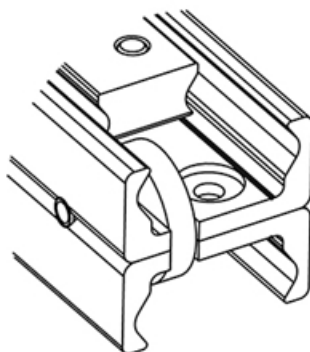
Custom Design DE Version D

The eccentrically located driving disc on both ends of the DE...D ensures that the intermediate element is carried along and does not remain standing at an undefined location during double-sided strokes. This custom design is available in sizes 28, 35, 43 and 63 with all three versions of the fixing holes. It is built on the standard design of the DE series, however deviates in the technical data based on the model. For CAD-files or more information please contact Rollco.

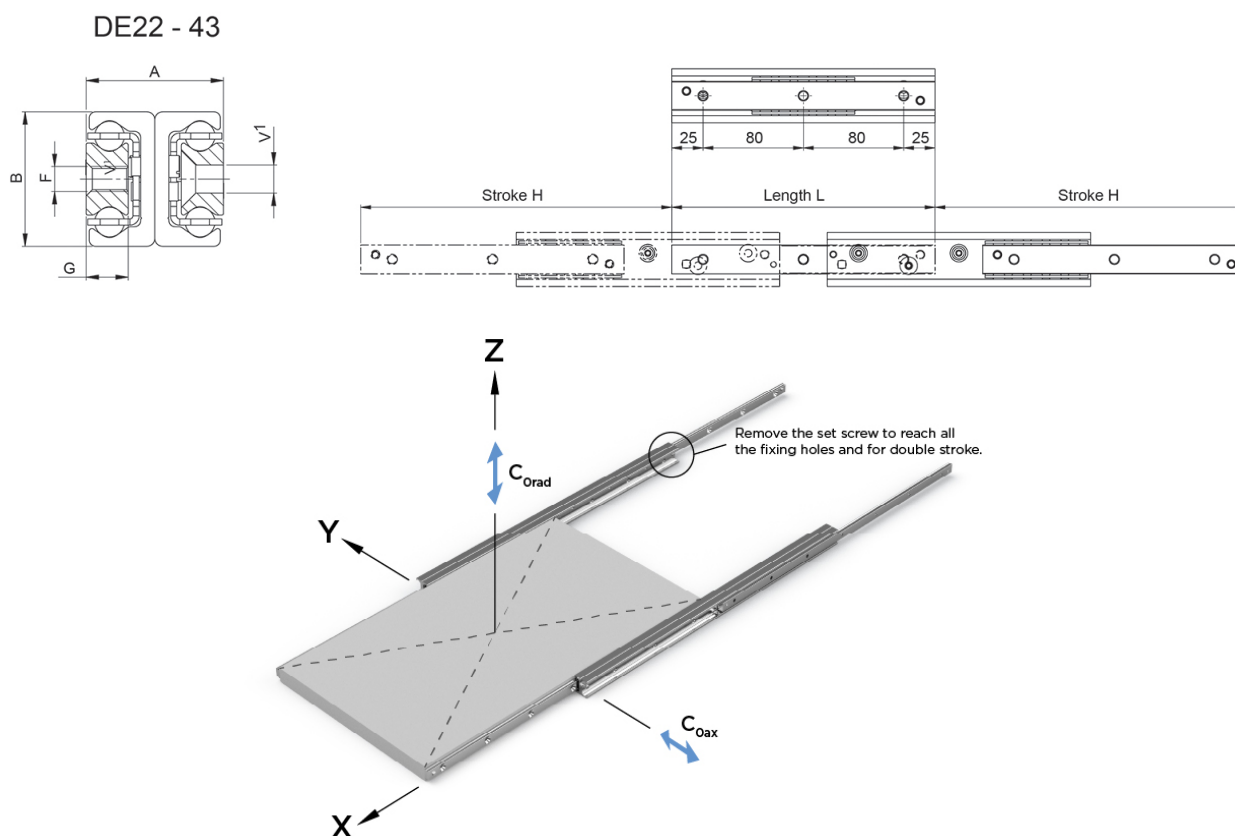
Special strokes are defined as deviations from standard stroke H. See section "Special strokes" in the document Technical Information for Telescopic Rail Heavy.

Dimensions in mm.

System Load Capacity Radial and System Load Capacity Axial values refers to a pair of rails.



General Data



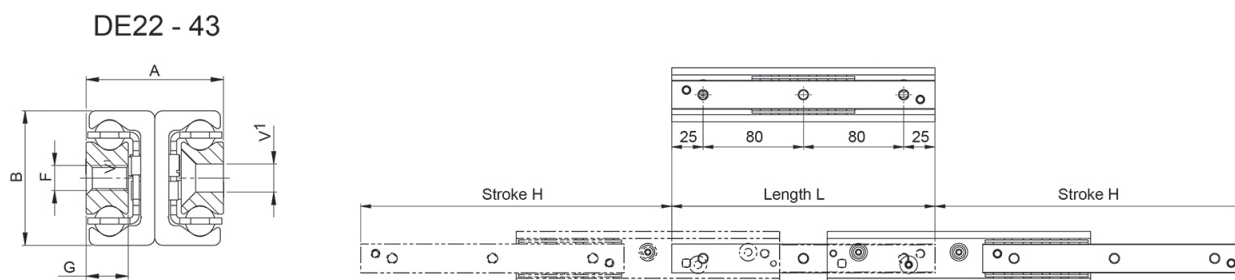
Designation	Length	Stroke	Weight (kg/m)	System Load Capacity Radial (N)	System Load Capacity Axial (N)
DE..22-130	130	152	2.64	238	166
DE..22-210	210	222	2.64	562	392
DE..22-290	290	308	2.64	780	546
DE..22-370	370	392	2.64	1002	526
DE..22-450	450	462	2.64	1348	460
DE..22-530	530	548	2.64	1142	386
DE..22-610	610	632	2.64	988	334
DE..22-690	690	702	2.64	906	306
DE..22-770	770	788	2.64	802	270

Designation	Number of Fixing Holes
DE..22-130	2
DE..22-210	3
DE..22-290	4
DE..22-370	5
DE..22-450	6
DE..22-530	7
DE..22-610	8
DE..22-690	9

General Data

Designation	Number of Fixing Holes
DE..22-770	10

Dimensions



Designation	A	B	F	G	V
DE..22-130	22	22	M4	6.5	M4
DE..22-210	22	22	M4	6.5	M4
DE..22-290	22	22	M4	6.5	M4
DE..22-370	22	22	M4	6.5	M4
DE..22-450	22	22	M4	6.5	M4
DE..22-530	22	22	M4	6.5	M4
DE..22-610	22	22	M4	6.5	M4
DE..22-690	22	22	M4	6.5	M4
DE..22-770	22	22	M4	6.5	M4