

Linear Unit RHL80

RHL is a complete linear unit with rail guide and toothed belt. The unit is delivered ready to mount and thereby saves both design and assembly time.

Linear Unit RHL is available in two sizes, RHL80 and RHL110. The units are based on aluminium profile and equipped with linear rail, belt and pulleys. The stroke length is selectable per millimetre from 0 up to 10 metres.

Rollco cut and assemble everything in our own workshop, which enables very short delivery times. There are various accessories such as T-slots, angles and mounting plates in stock. We can also manufacture motor flanges and make other adjustments according to customer specifications.

Product characteristics:

- Compact unit
- Compatible with structural systems
- Possible to use in X-Y-Z systems
- Customized versions available upon request

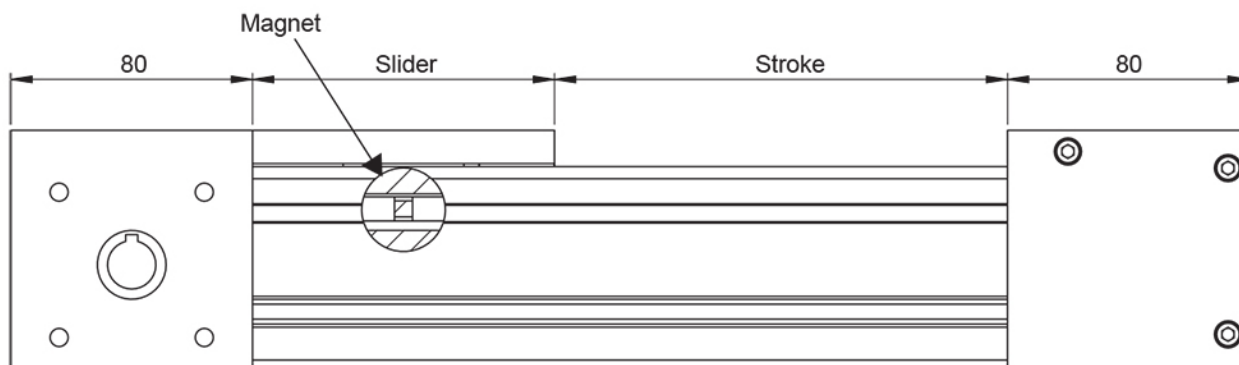
Dimensions in mm.

For higher values than stated in the table below, please contact Rollco.

The no load torque (T_0) is a typical value for a new unit and will normally decrease with use. For extremely long strokes (above 6 meter) and for units oriented horizontal and with the slider oriented to the side, the no load torque value may exceed the typical values stated.

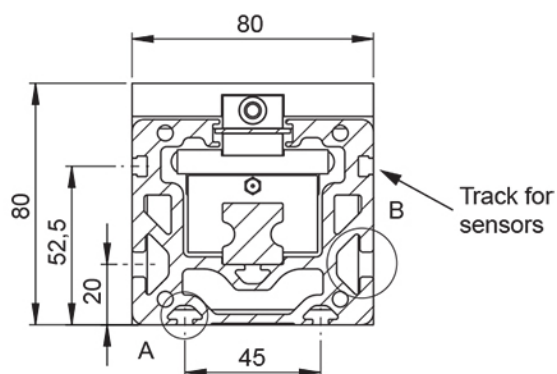
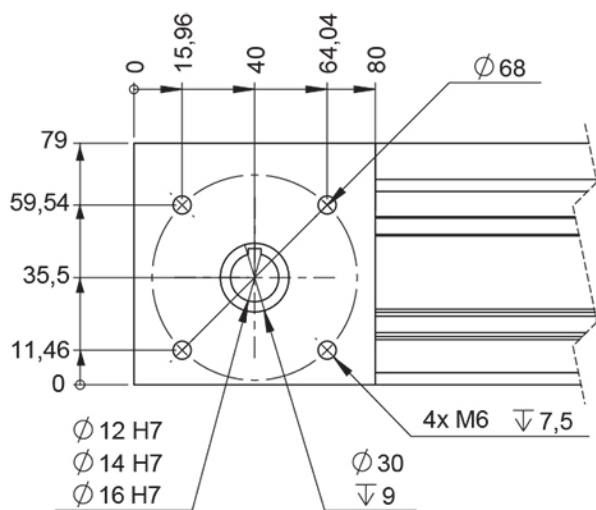
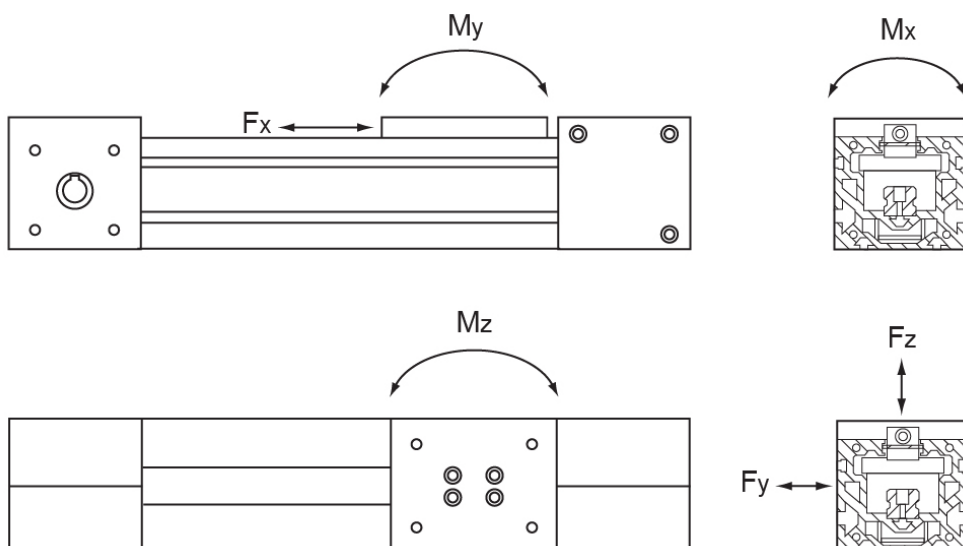


General Data

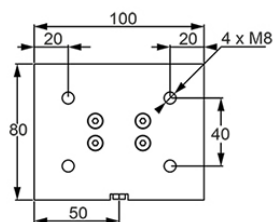


Total length = Stroke + slider + 160

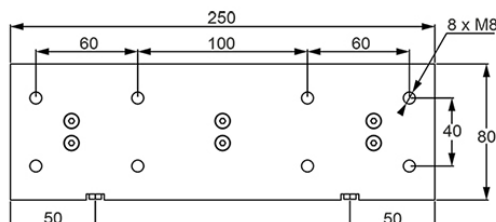
Stroke: We recommend to add min. 50 mm to the nominal stroke (stroke = nominal stroke + 50 mm)



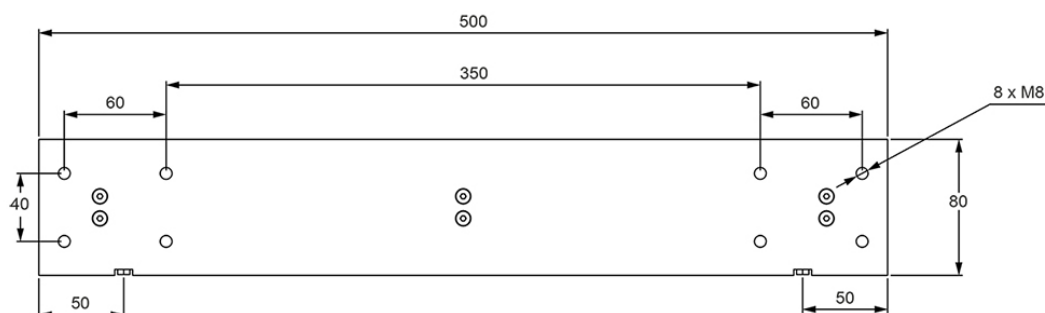
General Data



Slider V100



Slider V250



Slider V500

Designation	Mass of Linear Unit incl. Slider – 0 mm Stroke (kg)	Mass of Slider (kg)	Add. Mass of Complete Unit for Each +100 mm Stroke (kg)	Permissible Load Fz (N)	Permissible Load Fy (N)
RHL80-V100	5.2	0.8	0.8	1000	500
RHL80-V250	7.4	1.7	0.8	2000	1000
RHL80-V500	10.1	2.6	0.8	2000	1000

Designation	Permissible Moment Mx (Nm)	Permissible Moment My (Nm)	Permissible Moment Mz (Nm)	Max. Speed (m/s)	Max. Drive Torque (Nm)	Belt Type
RHL80-V100	50	50	50	2.5	17	AT 5
RHL80-V250	100	200	200	2.5	17	AT 5
RHL80-V500	100	450	450	2.5	17	AT 5

Designation	Belt Width	Pulley radius	Tooth pitch	Max. Traction Load Fx (N)	Belt Breaking Strength (N)	No Load Torque (Nm)
RHL80-V100	25	28.65	5	600	6370	1
RHL80-V250	25	28.65	5	600	6370	1
RHL80-V500	25	28.65	5	600	6370	1

Designation	Stroke for shaft revolution	Slider length
RHL80-V100	180	100
RHL80-V250	180	250
RHL80-V500	180	500