

CKR/CVR

Curvi Line is available in two rail widths. Rails are made of zinc plated carbon steel. Stainless steel or carbon steel rails with tempered raceways are available as option. Rails can be ordered with constant or variable radius according to requirements. The use of standard radii is recommended. Rails are also available in straight version.

The layout of CKR guide rails corresponds to a partial section of a complete circle. CVR curvilinear rail is a variable combination of various radii and straight partial pieces.


We customize each application according to drawing.

See document Technical Information for further details.

Dimensions in mm.

Please contact us for CAD-files.

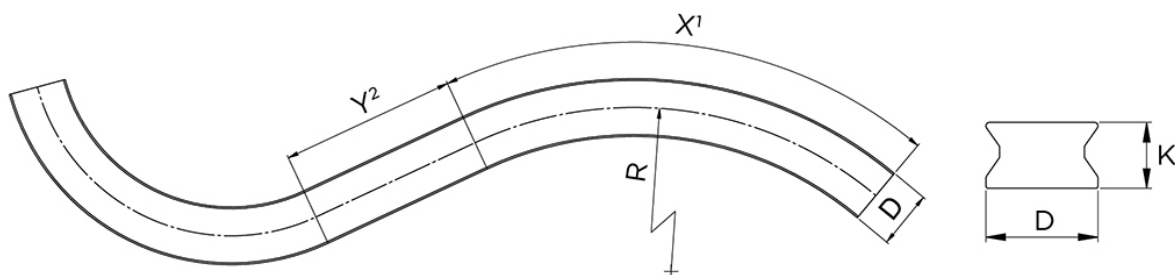
Standard Radii (mm): 150 - 200 - 250 - 300 - 400 - 500 - 600 - 700 - 800 - 900 - 1000



General Data

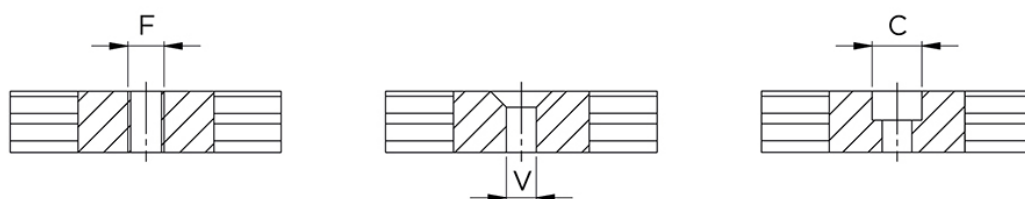
Designation	Type	Weight (kg/m)
CKR01	Constant	1.2
CVR01	Variable	1.2
CKR05	Constant	2.2
CVR05	Variable	2.2

Dimensions



¹ The max. angle (X) is dependent on the radius

² For curvilinear rails with variable radii, Y must be at least 70 mm.



Fixing holes (V) for countersunk head screws according to DIN 7991.

Fixing holes (C) for socket cap screws according to DIN 912.

Designation	C	D	F	K	V	X	Y
CKR01	up to M5	16.5	up to M6	10	up to M5	Dependent on radius	min. 70
CVR01	up to M5	16.5	up to M6	10	up to M5	Dependent on radius	min. 70
CKR05	up to M6	23	up to M8	13.5	up to M6	Dependent on radius	min. 70
CVR05	up to M6	23	up to M8	13.5	up to M6	Dependent on radius	min. 70