

Cube Connector

Links up to three aluminium profiles at a right angle, use the caps to cover the holes.

Cube connector material: Die-cast aluminium

Cap material: Plastic (PE)

Mounting material WV20: M5 × 14 pan head screw (ISO7380)

Mounting material WV40: M8 × 25 countersunk screw (DIN7991)

Note: The caps in the sets are not ESD-ready.

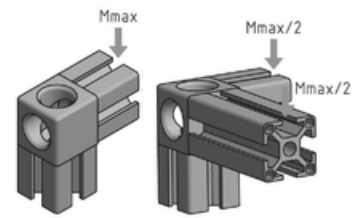
System: 20 - Slot 5

Type: Fasteners



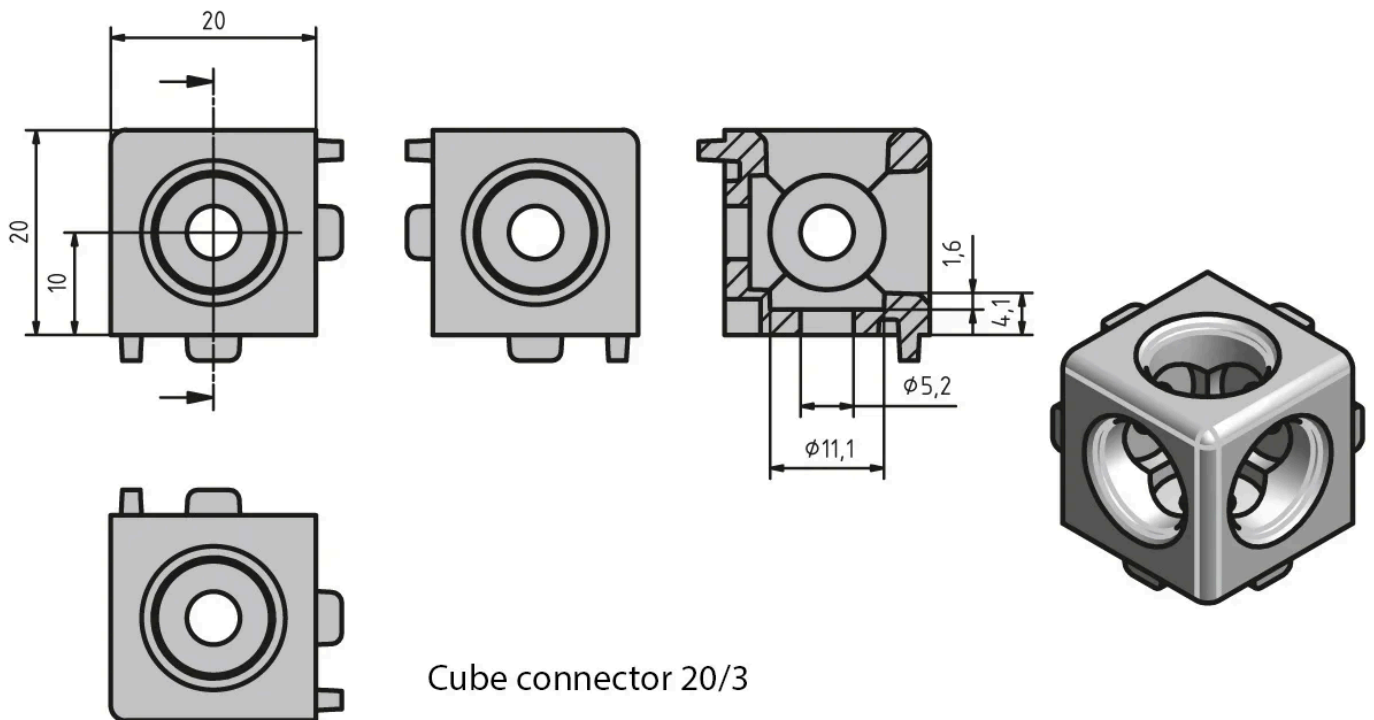
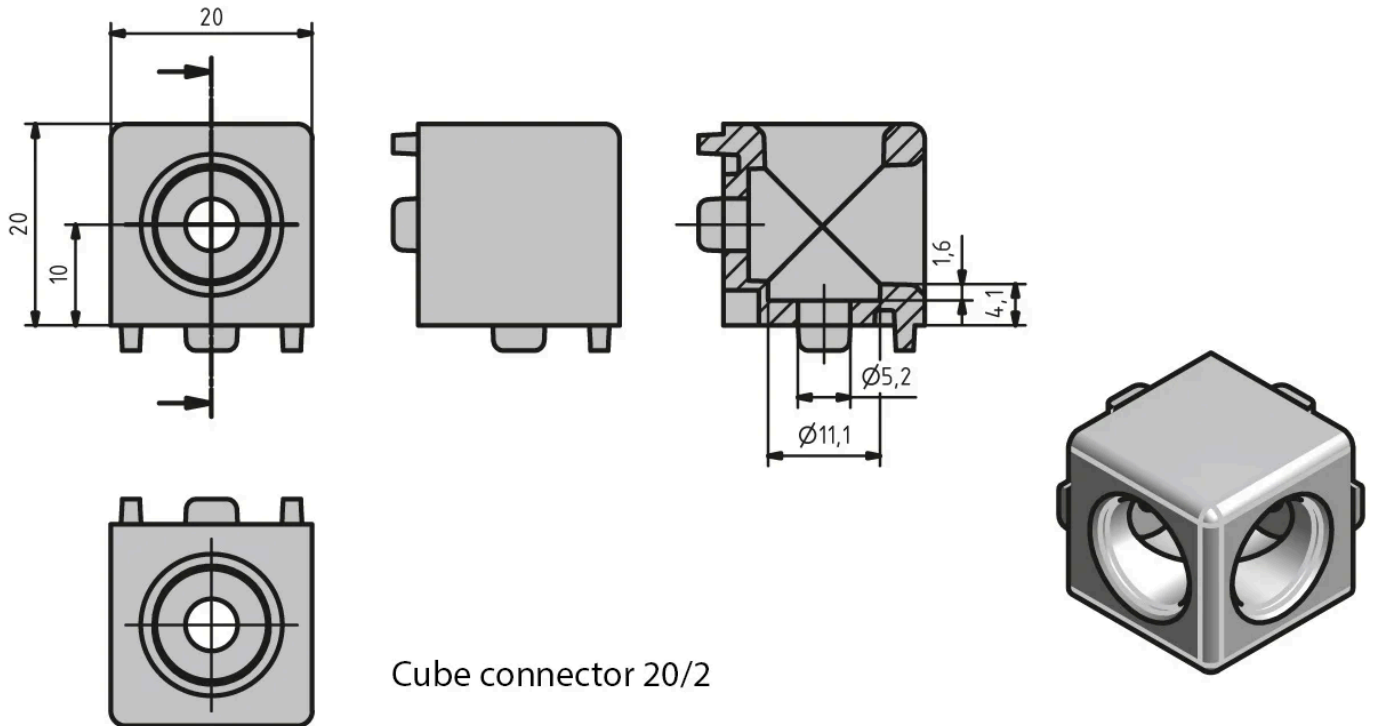


Cube connector 20 loads



Type	Mmax (Nm)	Mmax/2 (Nm)
Cube connector 20/2	15	
Cube connector 20/3		18

General Data



Designation	Description	System	ESD
PV1224	Cube connector 20/2, uncoated aluminium, 2 black PE caps and mounting kit included	20 - Slot 5	Yes
PV1225	Cube connector 20/2, silver coated aluminium, 2 silver PE caps and mounting kit included	20 - Slot 5	-
PV1226	Cube connector 20/3, uncoated aluminium, 3 black PE caps and mounting kit included	20 - Slot 5	Yes
PV1227	Cube connector 20/3, silver coated aluminium, 3 silver PE caps and mounting kit included	20 - Slot 5	-
PA1211	Black cap for cube connector 20	20 - Slot 5	-
PA1212	Silver cap for cube connector 20	20 - Slot 5	-