

## Back mount ABM

Dimensions in mm.

Mounting screws and nuts are included.

□ = Square cross section

**Material:** Stainless steel

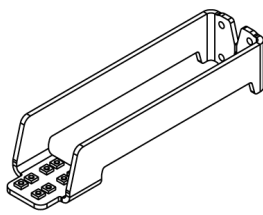


## General Data

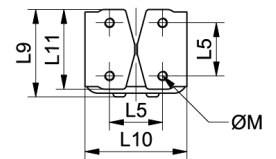
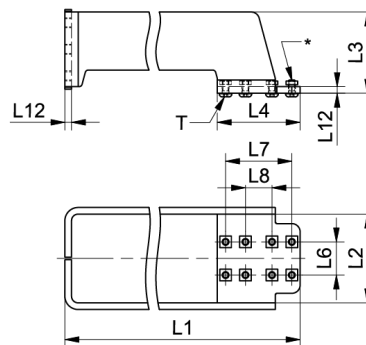
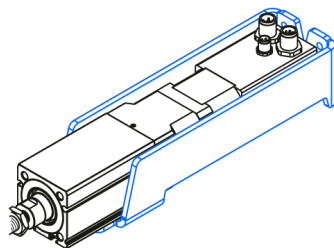
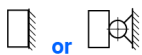
Designation	Description	Compatible with	Motor compatibility (type/size □ (mm))	Material	Fmax (N)
ABM 25 - T1 - 108239	ABM 25 - T1	MCE 25	Stepper / 28	Stainless steel	F MCE
ABM 32 - T1 - 108237	ABM 32 - T1	MCE 32	Stepper / 28	Stainless steel	F MCE
ABM 32 - T2 - 108238	ABM 32 - T2	MCE 32	Stepper / 42	Stainless steel	F MCE
ABM 45 - T1 - 108235	ABM 45 - T1	MCE 45	Stepper / 42	Stainless steel	F MCE
ABM 45 - T2 - 105320	ABM 45 - T2	MCE 45	Stepper / 56	Stainless steel	F MCE

Designation	Mass (kg)	T (Nm)
ABM 25 - T1 - 108239	0.14	0.3
ABM 32 - T1 - 108237	0.24	1.2
ABM 32 - T2 - 108238	0.29	1.2
ABM 45 - T1 - 108235	0.62	2.2
ABM 45 - T2 - 105320	0.72	2.2

## Dimensions



For fixed/simple support



\* MCE/MSCE mounting nuts and screws

Designation	M	L1	L2	L3	L4	L5	L6	L7	L8
ABM 25 - T1 - 108239	M4	165	30.5	27.5	35	18	13.5	28	12
ABM 32 - T1 - 108237	M5	170	38.5	35	40	22	13.5	28	12
ABM 32 - T2 - 108238	M5	200	46	35	40	22	13.5	28	12
ABM 45 - T1 - 108235	M6	210	53.5	49	50	32	20	40	16
ABM 45 - T2 - 105320	M6	245	64.9	49	50	32	20	40	16

Designation	L9	L10	L11	L12
ABM 25 - T1 - 108239	29.8	35.5	27	2.5
ABM 32 - T1 - 108237	37.7	44.5	34	3
ABM 32 - T2 - 108238	37.7	52	34	3
ABM 45 - T1 - 108235	52.7	61.5	48	4
ABM 45 - T2 - 105320	52.7	72.9	48	4