

## Drive

For Mini Linear Units MGBS & MGTB and MCE & MSCE  
Mini Electric Cylinders & Sliders.

See documentation below for more information.

Dimensions in mm.

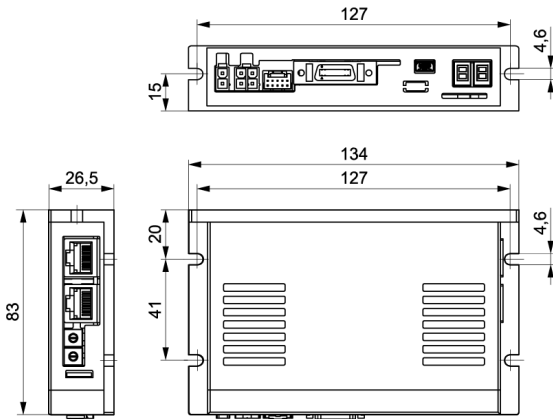
**Duty Cycle: 100 %**



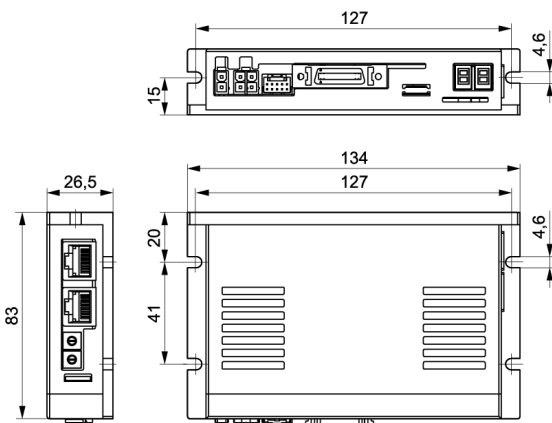


## General Data

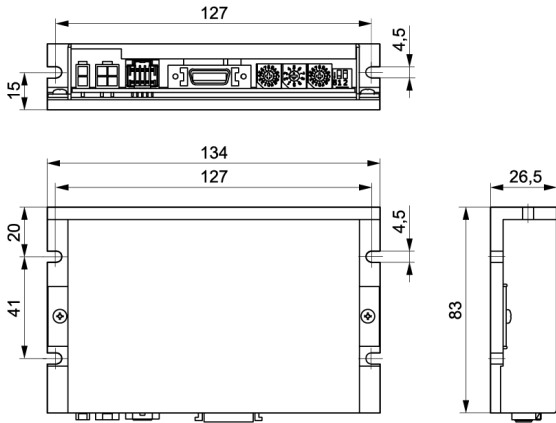
### Stepper drive EtherCAT protocol



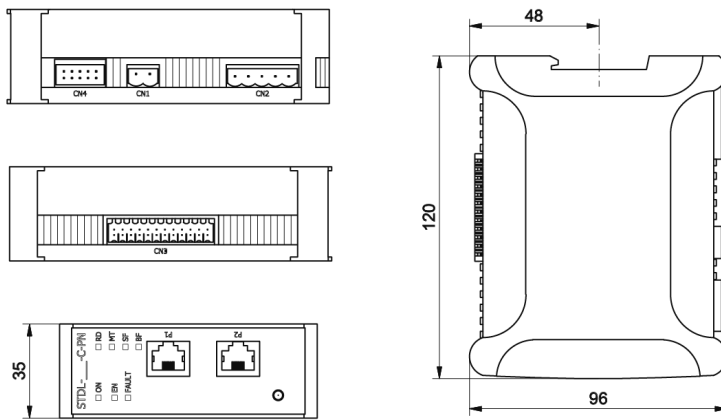
### Stepper drive Ethernet based communication



### Stepper drive Pulse-direction control



### Stepper drive Profinet



Designation	Compatible with	Operating Voltage (V DC)	Protocol/Control	Ambient Temperature (°C)	Ambient Humidity
STDF-28-A-EC	STMN-28-L-...	24 ± 10 %	EtherCAT	0 ~ +50	35 ~ 80 %
STDF-28-A-EN	STMN-28-L-...	24 ± 10 %	Ethernet based communication	0 ~ +50	35 ~ 80 %
STDF-28-A-PD	STMN-28-L-...	24 ± 10 %	Pulse/direction control	0 ~ +50	35 ~ 80 %
STDF-42-A-EC	STMN-42-L-...	24 ± 10 %	EtherCAT	0 ~ +50	35 ~ 80 %
STDF-42-A-EN	STMN-42-L-...	24 ± 10 %	Ethernet based communication	0 ~ +50	35 ~ 80 %
STDF-42-A-PD	STMN-42-L-...	24 ± 10 %	Pulse/direction control	0 ~ +50	35 ~ 80 %
STDF-56-A-EC	STMN-56-L-...	24 ± 10 %	EtherCAT	0 ~ +50	35 ~ 80 %
STDF-56-A-EN	STMN-56-L-...	24 ± 10 %	Ethernet based communication	0 ~ +50	35 ~ 80 %
STDF-56-A-PD	STMN-56-L-...	24 ± 10 %	Pulse/direction control	0 ~ +50	35 ~ 80 %
STDL-040-C-PN	STMN-...	20-50	Profinet	0-40	10-90 %

Designation	Current Consumption (mA)	Rotational Speed (rpm)	Supported Resolution (ppr)	Input Signals	Output Signals	Vibration Resistance (G)
STDF-28-A-EC	Max. 500	0 ~ 3000	500, 1000, 1600, 2000, 3600, 5000, 6400, 7200, 10000	3 dedicated inputs (LIMIT+, LIMIT-, ORIGIN) ; 7 user inputs (Photocoupler)	6 user outputs (Photocoupler) ; Brake	0.5
STDF-28-A-EN	Max. 500	0 ~ 3000	500, 1000, 1600, 2000, 3600,	3 dedicated inputs (LIMIT+, LIMIT-,	1 dedicated output (Compare out) ; 9	0.5

Designation	Current Consumption (mA)	Rotational Speed (rpm)	Supported Resolution (ppr)	Input Signals	Output Signals	Vibration Resistance (G)
			5000, 6400, 7200, 10000	ORIGIN) ; 9 Programmable inputs (Photocoupler)	programmable outputs (Photocoupler) ; Brake	
STDF-28-A-PD	Max. 500	0 ~ 3000	500, 1000, 1600, 2000, 3600, 5000, 6400, 7200, 10000	Position command pulse ; Servo on/off ; Alarm reset (Photocoupler input)	In-position ; Alarm (Photocoupler output) ; Encoder signal, brake	0.5
STDF-42-A-EC	Max. 500	0 ~ 3000	500, 1000, 1600, 2000, 3600, 5000, 6400, 7200, 10000	3 dedicated inputs (LIMIT+, LIMIT-, ORIGIN) ; 7 user inputs (Photocoupler)	6 user outputs (Photocoupler) ; Brake	0.5
STDF-42-A-EN	Max. 500	0 ~ 3000	500, 1000, 1600, 2000, 3600, 5000, 6400, 7200, 10000	3 dedicated inputs (LIMIT+, LIMIT-, ORIGIN) ; 9 Programmable inputs (Photocoupler)	1 dedicated output (Compare out) ; 9 programmable outputs (Photocoupler) ; Brake	0.5
STDF-42-A-PD	Max. 500	0 ~ 3000	500, 1000, 1600, 2000, 3600, 5000, 6400, 7200, 10000	Position command pulse ; Servo on/off ; Alarm reset (Photocoupler input)	In-position ; Alarm (Photocoupler output) ; Encoder signal, brake	0.5
STDF-56-A-EC	Max. 500	0 ~ 3000	500, 1000, 1600, 2000, 3600, 5000, 6400, 7200, 10000	3 dedicated inputs (LIMIT+, LIMIT-, ORIGIN) ; 7 user inputs (Photocoupler)	6 user outputs (Photocoupler) ; Brake	0.5
STDF-56-A-EN	Max. 500	0 ~ 3000	500, 1000, 1600, 2000, 3600, 5000, 6400, 7200, 10000	3 dedicated inputs (LIMIT+, LIMIT-, ORIGIN) ; 9 Programmable inputs (Photocoupler)	1 dedicated output (Compare out) ; 9 programmable outputs (Photocoupler) ; Brake	0.5
STDF-56-A-PD	Max. 500	0 ~ 3000	500, 1000, 1600, 2000, 3600, 5000, 6400, 7200, 10000	Position command pulse ; Servo on/off ; Alarm reset (Photocoupler input)	In-position ; Alarm (Photocoupler output) ; Encoder signal, brake	0.5
STDL-040-C-PN	Max. 160	Depending on stepper motor	-	8 Digital inputs : 1 Analog input ; 1 Encoder input A, B, I	3 Digital outputs	<1

Designation	Motor Current (A)
STDF-28-A-EC	-
STDF-28-A-EN	-
STDF-28-A-PD	-
STDF-42-A-EC	-
STDF-42-A-EN	-
STDF-42-A-PD	-
STDF-56-A-EC	-
STDF-56-A-EN	-
STDF-56-A-PD	-
STDL-040-C-PN	1.0-4.5