

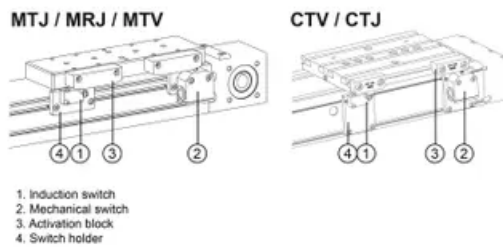
MS - Mechanical Switch

Mounting and using the induction and mechanical switch, can be done only if the CTV and CTJ series linear units are delivered with connection plates.

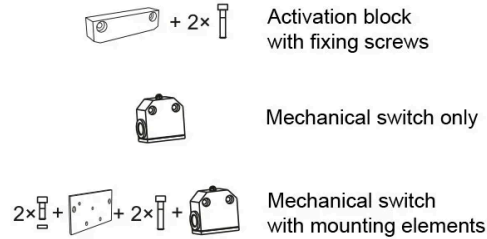
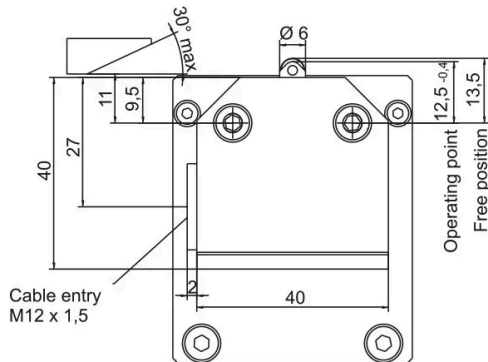
Contact Rollco for CAD-files.

Dimensions in mm.

Protection Class IEC 60529: IP67
Ambient Temperature (°C): -5 ... +80
Operating Point Accuracy (mm): ± 0.05
Approach Speed Max. (m/min): 45
Approach Speed Min. (m/min): 0.01
Switching contact: 1 changeover
Switching principle: Snap-action
Rated voltage: 250 V AC
Switching Current, min. at. (mA): 10
Switching Voltage (V DC): 24
Cable entry: M12 × 1.5



General Data



Designation	Compatible with
Activation block with fixing screws - 43243	MTJ/MRJ 40
Activation block with fixing screws - 52022	MTJZ 40
Activation block with fixing screws - 43247	MTJ/MRJ/MTV 65 MTJZ 65/80
Activation block with fixing screws - 43256	MTJ/MRJ/MTV 80
Activation block with fixing screws - 47827	MTJ/MRJ/MTV 110
Activation block with fixing screws - 63702	MTJZ 110
Activation block with fixing screws - 49030	MTJ ECO 40
Activation block with fixing screws - 49032	CTV/CTJ 90
Activation block with fixing screws - 49031	CTV/CTJ 110
Activation block with fixing screws - 40652	CTV/CTJ 145/200
Mechanical switch only - 47921	All models
Mechanical switch with mounting elements - 40683	MTJ/MRJ 40 MTJZ 40
Mechanical switch with mounting elements - 40687	MTJ/MRJ/MTV 65 MTJZ 65/80
Mechanical switch with mounting elements - 40689	MTJ/MRJ/MTV 80
Mechanical switch with mounting elements - 47826	MTJ/MRJ/MTV 110
Mechanical switch with mounting elements - 63703	MTJZ 110
Mechanical switch with mounting elements - 49035	MTJ ECO 40
Mechanical switch with mounting elements - 49034	CTV/CTJ 90
Mechanical switch with mounting elements - 49033	CTV/CTJ 110
Mechanical switch with mounting elements - 47939	CTV/CTJ 145
Mechanical switch with mounting elements - 53055	CTV/CTJ 200