

Magnet and rail for end position switches

The magnet and rail can be added to an existing QME or selected as an option when configuring a complete QME. QME is prepared for mounting a magnet rail on any side. You can also apply two magnet rails, one on each side.

When ordering as an accessory, the total length (L_{tot}) of the existing QME must be known.

The kit includes the rail, two magnets, and necessary fasteners. Sensors must be ordered separately.

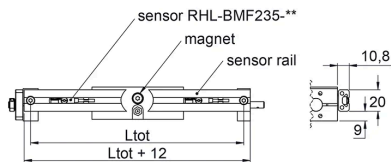
Dimensions in mm.



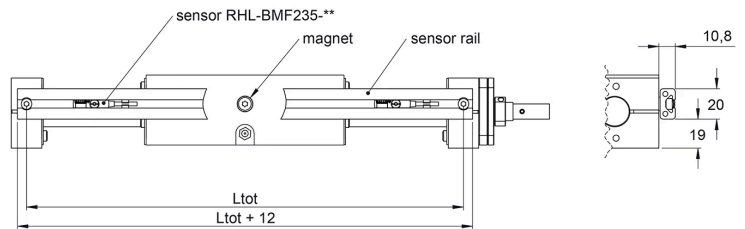


General Data

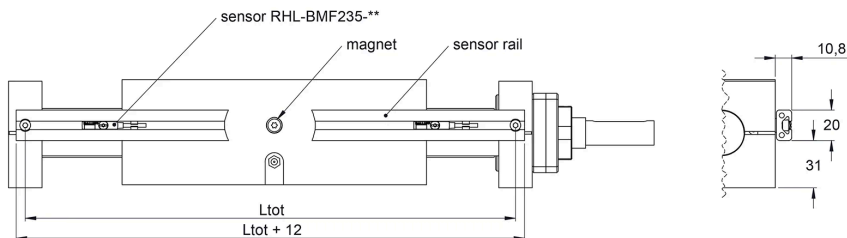
Magnet and rail for end/position switches-12



Magnet and rail for end/position switches-20



Magnet and rail for end/position switches-30



Designation	Compatible with
Magnet and rail for end/position switches	QME12, QME20, QME30