

DE..63

Full extension consisting of two guide rails, combined as double-T profile, form the intermediate element, and two sliders, which as fixed and movable element form the connection to the adjacent construction. The square cross-section allows a compact size with high load capacities and low deflection, especially with radial loading. A custom design is available for extensions with double-sided strokes. The simultaneous movement of the intermediate element is implemented with a driving disc.



There are three versions of fixing holes available for the DE series in sizes 22 to 43:

- Version DEF with threaded holes.
- Version DEV with countersunk holes.
- Version DEM, both variants (mixed).
- Size 63 is always with threaded holes.

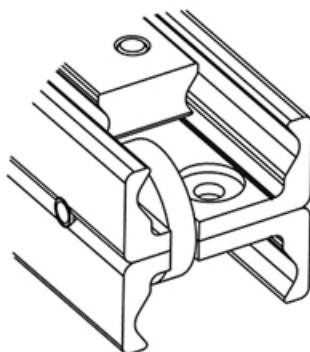
Custom Design DE Version D

The eccentrically located driving disc on both ends of the DE...D ensures that the intermediate element is carried along and does not remain standing at an undefined location during double-sided strokes. This custom design is available in sizes 28, 35, 43 and 63 with all three versions of the fixing holes. It is built on the standard design of the DE series, however deviates in the technical data based on the model. For CAD-files or more information please contact Rollco.

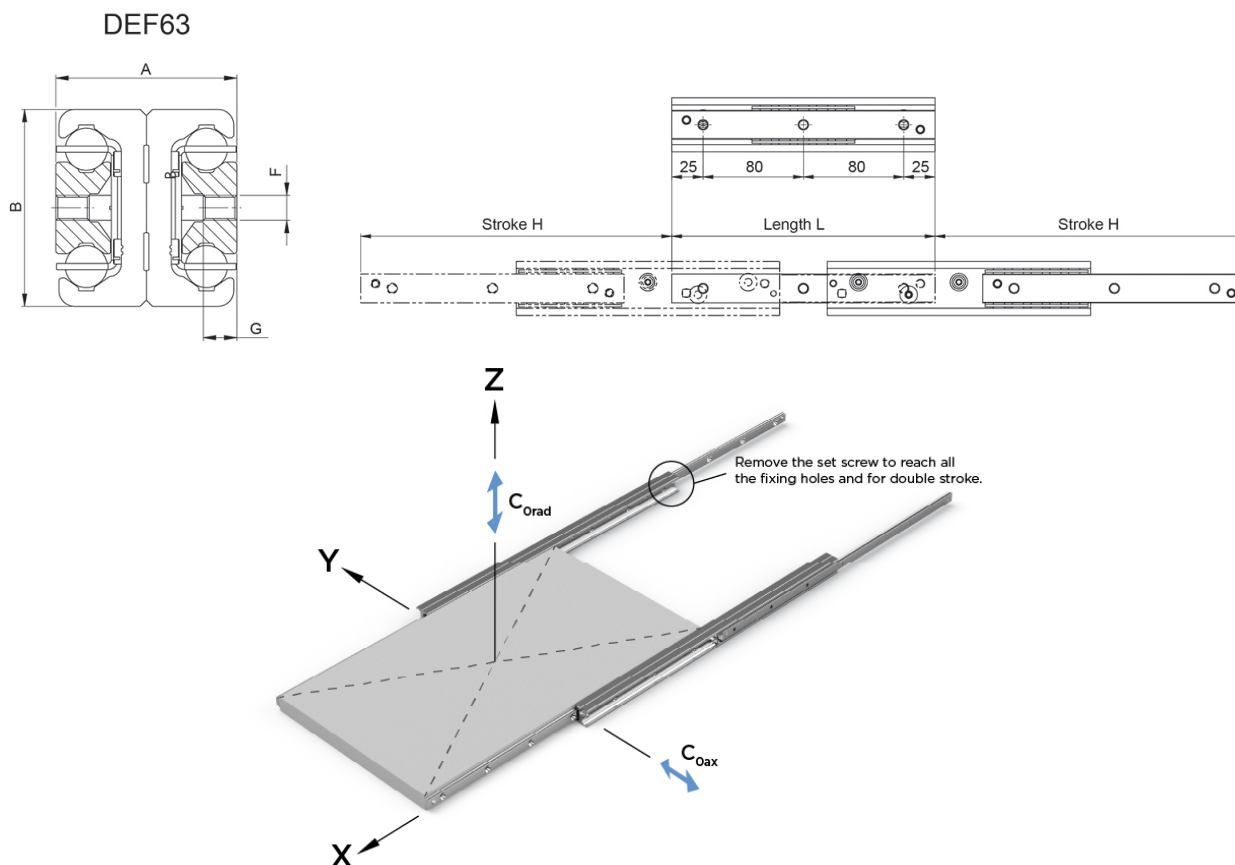
Special strokes are defined as deviations from standard stroke H. See section "Special strokes" in the document Technical Information for Telescopic Rail Heavy.

Dimensions in mm.

System Load Capacity Radial and System Load Capacity Axial values refers to a pair of rails.



General Data

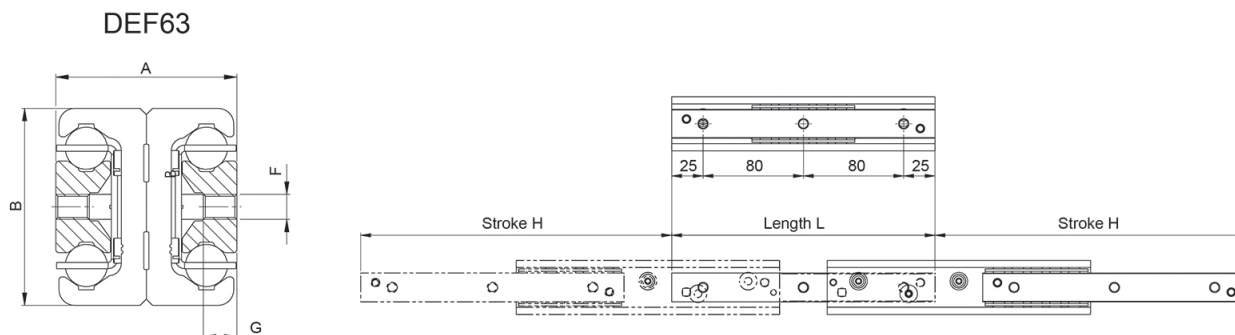


Designation	Length	Stroke	Weight (kg/m)	System Load Capacity Radial (N)	System Load Capacity Axial (N)
DEF63-610	610	666	20.6	8180	5726
DEF63-690	690	746	20.6	9718	6124
DEF63-770	770	826	20.6	11270	5568
DEF63-850	850	906	20.6	12830	5106
DEF63-930	930	986	20.6	14396	4714
DEF63-1010	1010	1066	20.6	13770	4378
DEF63-1090	1090	1146	20.6	12854	4086
DEF63-1170	1170	1226	20.6	12052	3832
DEF63-1250	1250	1306	20.6	11344	3606
DEF63-1330	1330	1386	20.6	10714	3406
DEF63-1410	1410	1466	20.6	10152	3228
DEF63-1490	1490	1546	20.6	9644	3066
DEF63-1570	1570	1626	20.6	9186	2920
DEF63-1650	1650	1706	20.6	8768	2788
DEF63-1730	1730	1786	20.6	8388	2666
DEF63-1810	1810	1866	20.6	8038	2556
DEF63-1890	1890	1946	20.6	7718	2454
DEF63-1970	1970	2026	20.6	7420	2360

General Data

Designation	Number of Fixing Holes
DEF63-610	8
DEF63-690	9
DEF63-770	10
DEF63-850	11
DEF63-930	12
DEF63-1010	13
DEF63-1090	14
DEF63-1170	15
DEF63-1250	16
DEF63-1330	17
DEF63-1410	18
DEF63-1490	19
DEF63-1570	20
DEF63-1650	21
DEF63-1730	22
DEF63-1810	23
DEF63-1890	24
DEF63-1970	25

Dimensions



Designation	A	B	F	G	V
DEF63-610	58	63	M8	10.5	-
DEF63-690	58	63	M8	10.5	-
DEF63-770	58	63	M8	10.5	-
DEF63-850	58	63	M8	10.5	-
DEF63-930	58	63	M8	10.5	-
DEF63-1010	58	63	M8	10.5	-
DEF63-1090	58	63	M8	10.5	-
DEF63-1170	58	63	M8	10.5	-
DEF63-1250	58	63	M8	10.5	-
DEF63-1330	58	63	M8	10.5	-
DEF63-1410	58	63	M8	10.5	-
DEF63-1490	58	63	M8	10.5	-
DEF63-1570	58	63	M8	10.5	-
DEF63-1650	58	63	M8	10.5	-
DEF63-1730	58	63	M8	10.5	-
DEF63-1810	58	63	M8	10.5	-
DEF63-1890	58	63	M8	10.5	-
DEF63-1970	58	63	M8	10.5	-